


**Thermocouple cable
temperature sensor
for measurement of contact by
eyelet**

SFO K



■ **Technical features**

Working temperature.....from -40°C to +105°C for shielded PVC output
 from -40°C to +260°C for TB output
 from -40°C to +400°C for SVB output
 from -40°C to +550°C for SVB (only Tc K) output

Accuracy* for class 1.....See "Tolerances" table

Mounting of weldingInsulated hot welding in standard
 Add SCM to part number for a mounting
 with hot welding to earth.

Storage temperature.....from -20°C to +80°C

Outputstripped wire, miniature male connector or
 standard on request.

Contact tip.....14 x 12 mm copper eyelet, fixing by 6.3 mm Ø hole.
 316 L stainless steel tube output of 10 mm and
 4,5 mm diameter.

Water-resistant crimping with heat-shrink tubing
 (unless glass silk cable with simple crimping on stainless
 steel tube)

Curve spring as option

■ **Tolerances* of the probe**

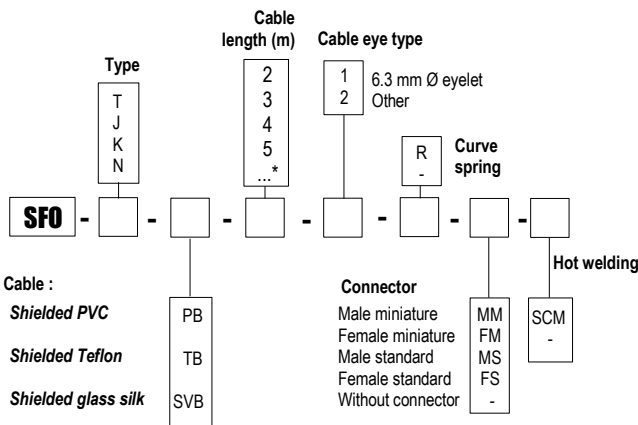
As per IEC 584-3 norm

TC	MEASURING RANGE CLASS 1	TOLERANCE
T	From -40°C to +350°C	From -40°C to +125°C ± 0.5°C From 125°C to +350°C ± 0.004 x T° abs
J	From -40°C to +750°C	From -40°C to +375°C ± 1.5°C From 375°C to 750°C ± 0.004 x T° abs
K	From -40°C to +1000°C	From -40°C to +375°C ± 1.5°C From 375°C to 1000°C ± 0.004 x T° abs
N	From -40°C to +1000°C	From -40°C to +375°C ± 1.5°C From 375°C to 1000°C ± 0.004 x T° abs

■ **Probe features**

- Thermocouple types T, J, K and N.
- Measuring range from -40°C to +550°C

■ **Part numbers**



* Other dimension on request

Example : SFOK-PB-2-1-R-MM

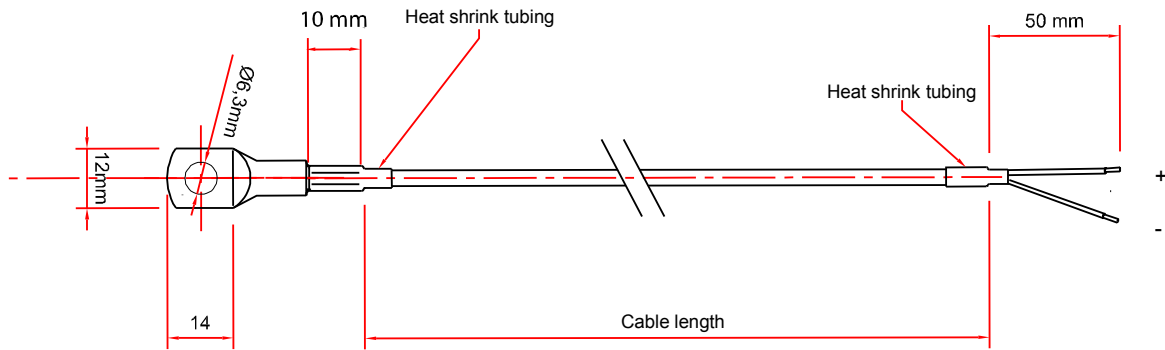
Model : K thermocouple temperature sensor with insulated welding with stainless steel contact tip 4.5 mm Ø ,60 mm length, with perforated 6.3 mm Ø copper eyelet on shielded PVC cable of 2m length with curve spring and male miniature connector.

Measuring range from -40 to +105°C.

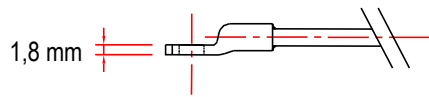
* Performed in laboratory conditions, the above accuracies mentioned in this document will be guaranteed, provided that you use the calibration compensation data or identical calibration conditions.

■ Dimensions

• Front view



• Side view




■ Most common thermocouple types

THERMOCOUPLE TYPE	+ CONDUCTOR	- CONDUCTOR	COLOR OF COMPENSATING CABLE
K	Nickel-Chrome 10%	Nickel-Aluminium 5% -Silicium	Ext. color + = GREEN, - = WHITE
T	Copper	Copper-Nickel	Ext. color + = BROWN, - = WHITE
J	Iron	Copper-Nickel	Ext. color + = BLACK, - = WHITE
N	Nickel 84,4% Chromium 14,2% Silicium 1,4%	Nickel 95,6% Silicium 4,4%	Ext. color + = PINK, - = WHITE
R	Platinum-Rhodium 13%	Platinum	Ext. color + = ORANGE, - = WHITE
S	Platinum-Rhodium 10%	Platinum	Ext. color + = ORANGE, - = WHITE
B	Platinum-Rhodium 30%	Platinum-Rhodium 6%	Ext. color + = GREY, - = WHITE

■ Accessories (See data sheet)

- Extension cable
- Compensating cable
- Standard or miniature connector
- Cable seal for plug and socket connector
- Miniature or standard connectors panel
- Miniature or standard connectors panel
- Extension lead
- Converters



www.kimo.fr

Distributed by :



EXPORT DEPARTMENT

Tel : + 33. 1. 60. 06. 69. 25 - Fax : + 33. 1. 60. 06. 69. 29

e-mail : export@kimo.fr